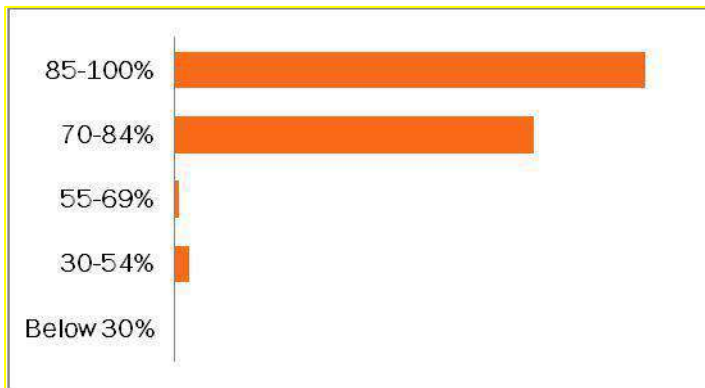


**SESHADRIPURAM FIRST GRADE COLLEGE**  
**Yelahanka New Town, Bengaluru – 560 064**  
**STUDENT SATISFACTION SURVEY (2018 – 19)**

1. How much of the syllabus was covered in the class?

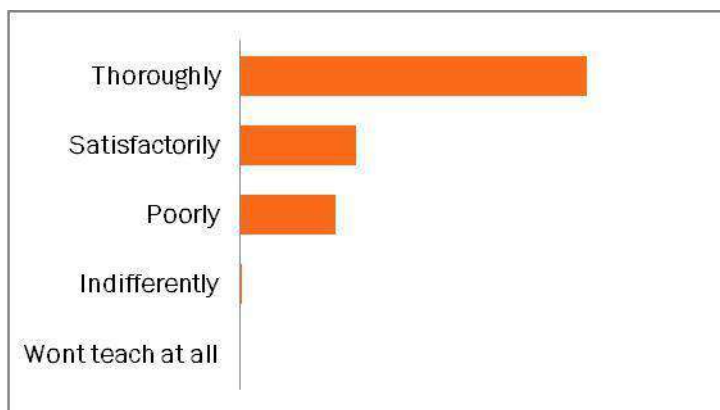


	Response %	Response Total
85-100%	55.3%	93
70-84%	42.2%	71
55-69%	0.5%	01
30-54%	1.70%	03
Below 30%	0.0%	00

**Total Responses = 168**

**Mean score=3.51**

2. How well did the teachers prepare for the classes?




	Response %	Response Total
Thoroughly	60.01%	98
Satisfactorily	20.20%	33
Poorly	16.50%	27
Indifferently	0.30%	05
Wont teach at all	0%	0

**Total no. of responses = 163**

**Mean score = 3.37**

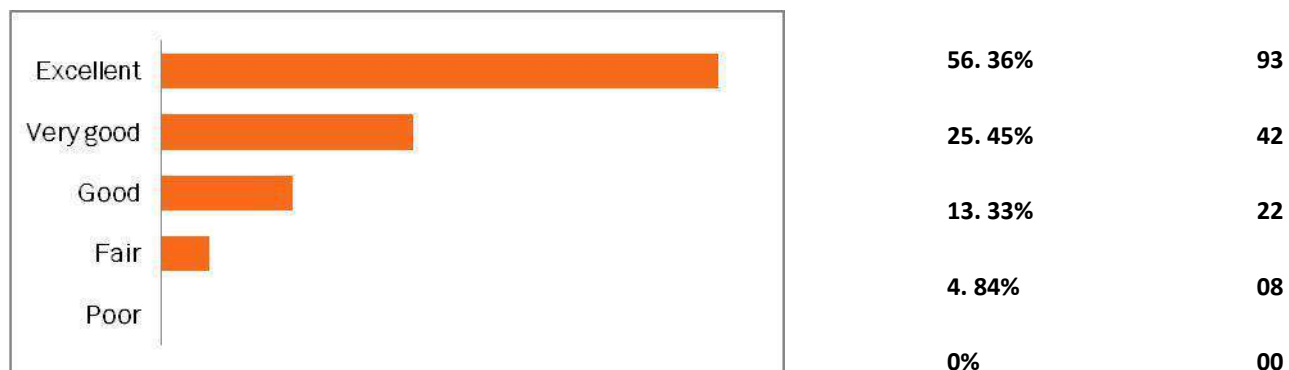
3. How well were the teachers able to communicate?



**Total no. of responses = 165**

**Mean score = 2.33**

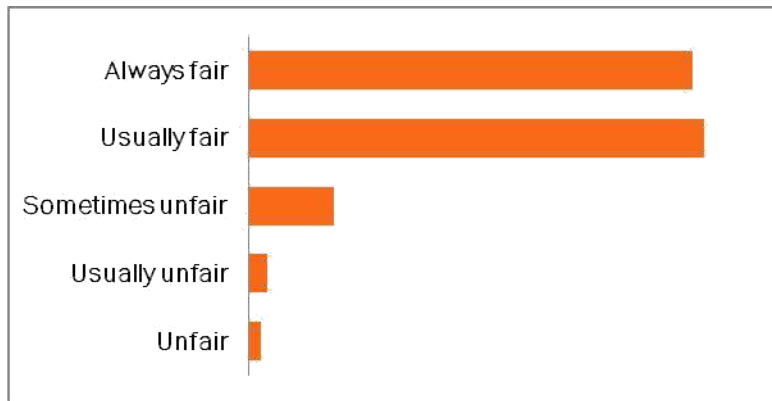
4. The teacher's approach to teaching can best be described as:



**Total no. of responses = 165**

**Mean score = 3.33**

5. Fairness of the internal evaluation process by the teachers:

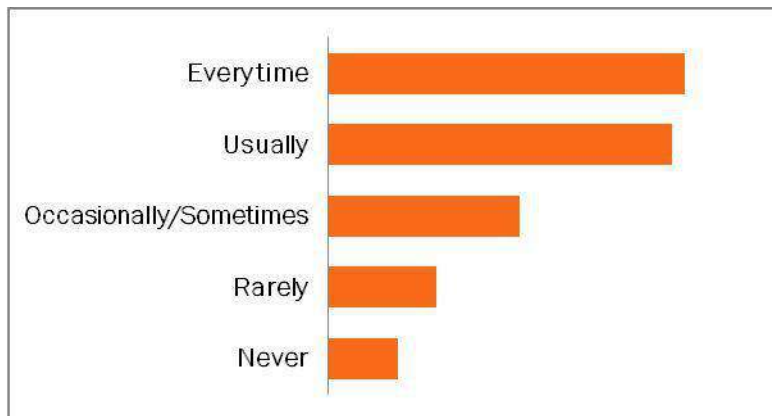


Response Category	Percentage	Count
Always fair	43.71%	73
Usually fair	44.91%	75
Sometimes unfair	8.38%	14
Usually unfair	1.79%	03
Unfair	1.19%	02

**Total no. of responses = 167**

**Mean score = 3.28**

**6. Was your performance in assignments discussed with you?**

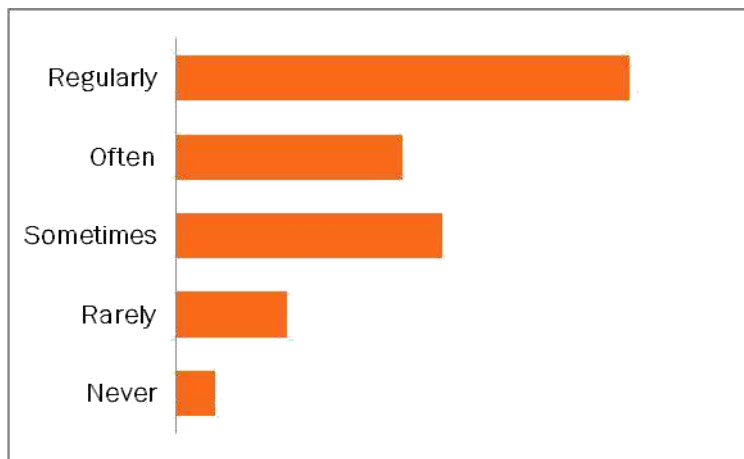


Response Category	Percentage	Count
Everytime	33.33%	56
Usually	32.14%	54
Occasionally/Sometimes	17.85%	30
Rarely	10.11%	17
Never	6.54%	11

**Total no. of responses = 168**

**Mean score = 2.76**

**7. The institute takes active interest in promoting internship, student exchange and field visit opportunities for students.**

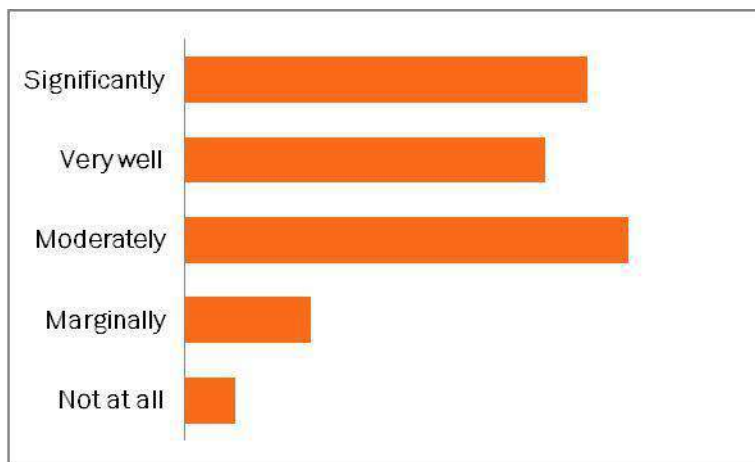


<b>41.42%</b>	<b>70</b>
<b>20.71%</b>	<b>35</b>
<b>24.26%</b>	<b>41</b>
<b>10.05%</b>	<b>17</b>
<b>3.55%</b>	<b>06</b>

**Total no. of responses = 169**

**Mean score = 2.86**

8. The teaching and mentoring process in your institution facilitates you in cognitive, social and emotional growth.



<b>29.09%</b>	<b>48</b>
<b>26.06%</b>	<b>43</b>
<b>32.12%</b>	<b>53</b>
<b>9.09%</b>	<b>15</b>
<b>3.63%</b>	<b>06</b>

**Total no. of responses = 165**

**Mean score = 2.68**

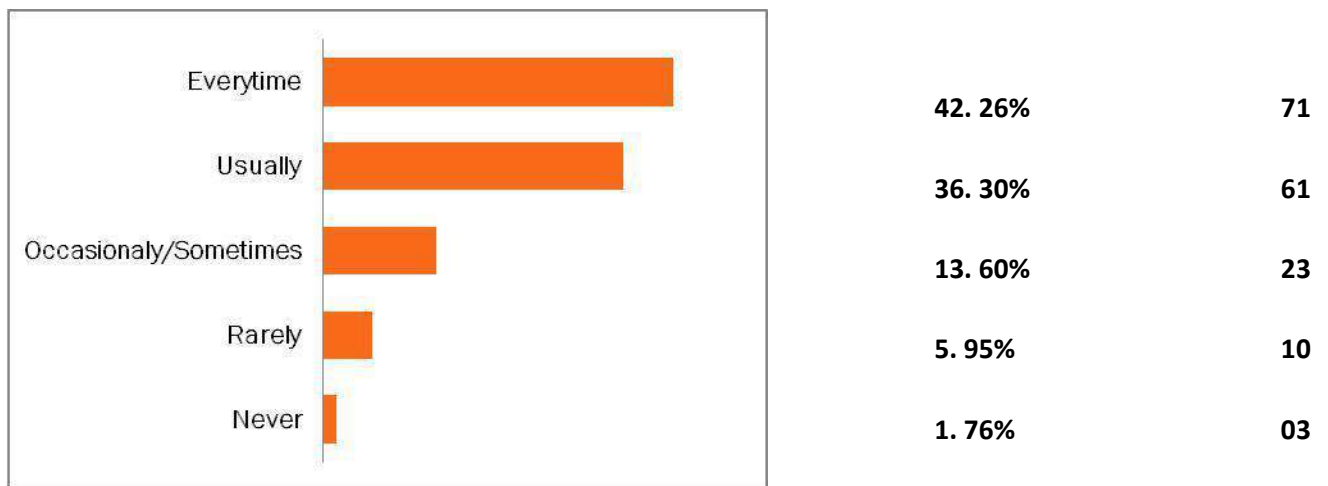
9. The institution provides multiple opportunities to learn and grow.



**Total no. of responses = 162**

**Mean score = 2.99**

10. Teachers inform you about your expected competencies, course outcomes and programme outcomes.



**Total no. of responses = 168**

**Mean score = 3.11**

11. Your mentor does a necessary follow-up with an assigned talk to you.

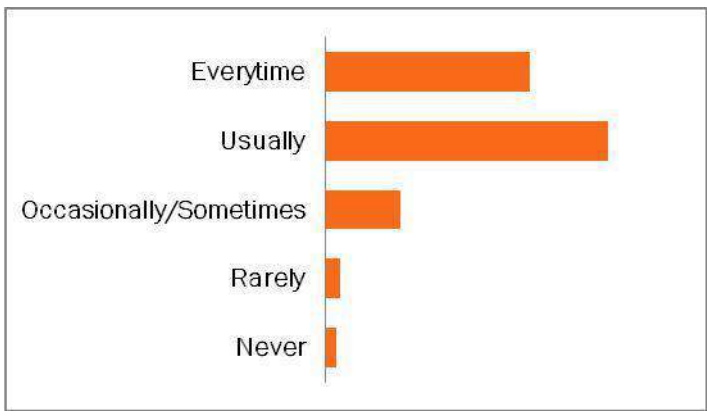


Everytime	42.59%	69
Usually	33.95%	55
Occasionally/Sometimes	12.34%	20
Rarely	10.49%	17
I don't have a mentor	6.54%	01

**Total no. of responses = 162**

**Mean score = 3.07**

12. The teachers illustrate the concepts through examples and applications.

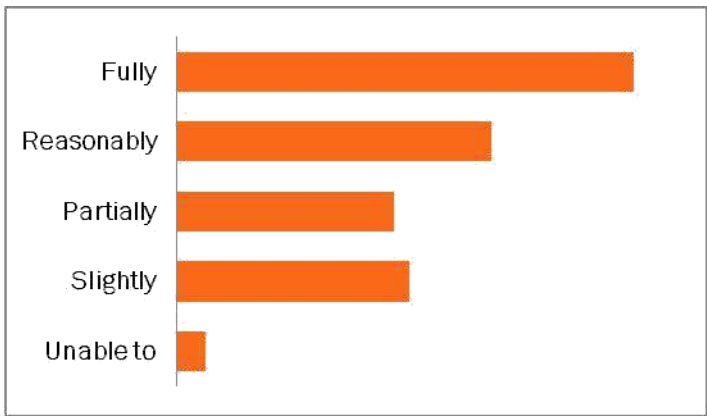


Everytime	34.93%	58
Usually	48.19%	80
Occasionally/Sometimes	12.65%	21
Rarely	2.04%	04
Never	1.80%	03

**Total no. of responses = 166**

**Mean score = 3.12**

13. The teachers identify your strengths and encourage you with providing right level of challenges.

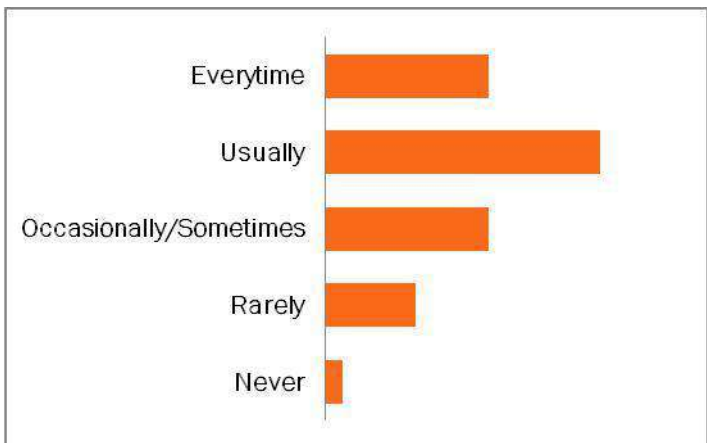


36.52%	61
25.14%	42
17.36%	29
18.56%	31
2.30%	04

**Total no. of responses = 167**

**Mean score = 2.75**

14. Teachers are able to identify your weaknesses and help you to overcome them.

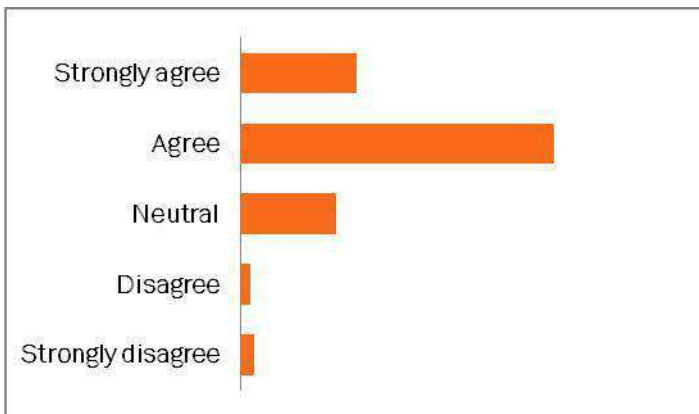


23.03%	38
38.78%	64
23.03%	38
12.72%	21
2.40%	04

**Total no. of responses = 165**

**Mean score = 2.67**

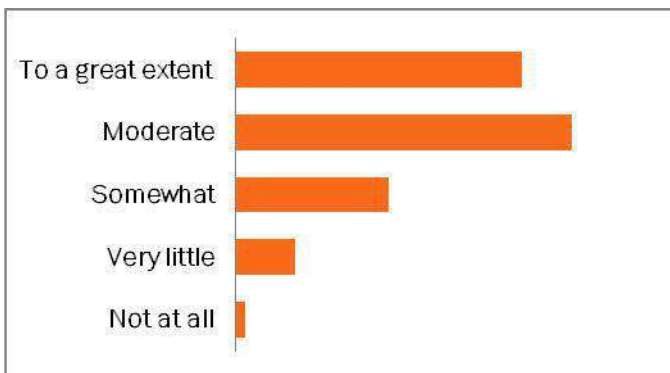
15. The institution makes effort to engage students in the monitoring, review and continuous quality improvement of the teaching learning process.



Strongly agree	21.08%	35
Agree	57.22%	95
Neutral	17.46%	29
Disagree	1.80%	03
Strongly disagree	2.40%	04
<b>Total no. of responses = 166</b>		

**Mean score = 2.93**

16. The institute/teachers use student centric methods, such as experimental learning, participative learning and problem solving methodologies for enhancing learning experiences.

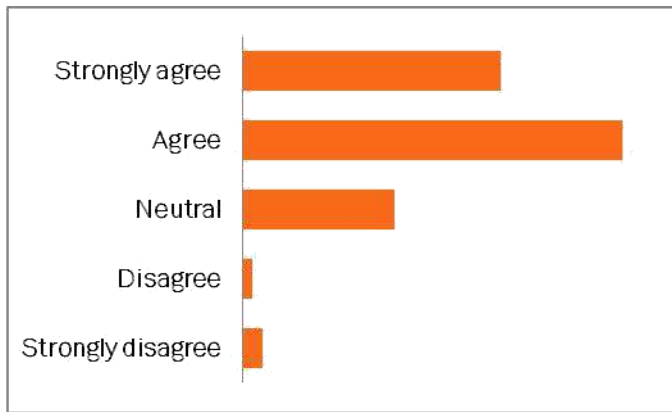


To a great extent	34.52%	58
Moderate	40.47%	68
Somewhat	18.45%	31
Very little	7.14%	12
Not at all	1.1%	02
<b>Total no. of responses = 168</b>		

**Mean score = 3.04**

17. Teachers encourage you to participate in extracurricular



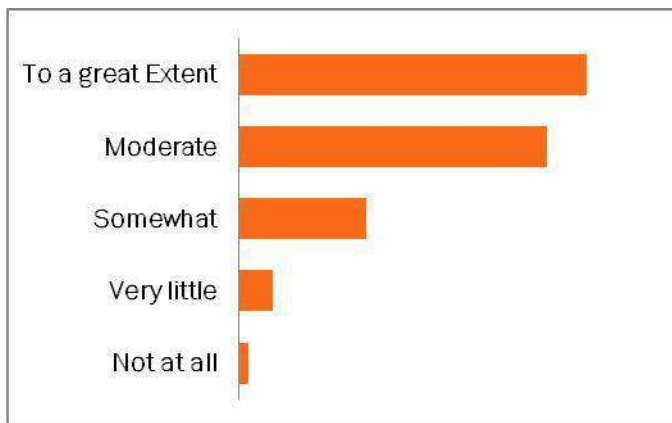


Strongly agree	31.48%	51
Agree	46.29%	75
Neutral	18.51%	30
Disagree	1.2%	02
Strongly disagree	2.4%	04

**Total no. of responses = 162**

**Mean score = 3.03**

18. Efforts are made by the institute/teachers to inculcate soft skills, life skills and employability skills to make you ready for the world of work.

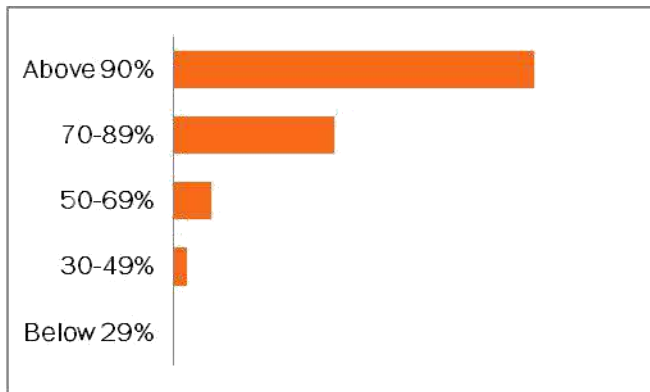


To a great Extent	42.01%	71
Moderate	37.27%	63
Somewhat	15.38%	26
Very little	4.14%	07
Not at all	1.18%	02

**Total no. of responses = 169**

**Mean score = 3.15**

19. What percentage of teachers use ICT tools such as LCD projector, multimedia etc while teaching?



63.09% 106

27.97% 47

6.54% 11

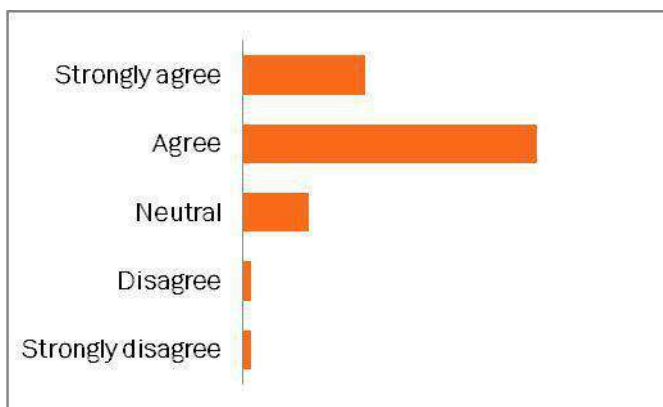
2.38% 04

0% 00

**Total no. of responses = 168**

**Mean score = 3.52**

20. The overall quality of teaching-learning process in your institute is very good.



24.55% 41

58.68% 98

13.17% 22

1.7% 03

1.7% 03

**Total no. of responses = 167**

**Mean score = 3.02**

The analysis of the twenty objective questions was done and the mean score of each question has been calculated as above. The overall mean score has also been calculated.

**Overall mean Score = 3.03**

One open-ended question was also asked and the various observations / suggestions from students to improve the overall teaching-learning experience in the institution are mentioned below:

1. The students suggested that long hours in college were tiring and if the college timings could be reduced for better productivity through the day.
2. The long lectures were exhausting and it compromised their undivided attention to a specific subject. Lecture timings should not be more than 35-45 minutes.
3. A greater emphasis on practical application of training.
4. Students also said that few lectures were finished speedily and it left a lot of confused minds by the end of the topic. The teachers should try to slow down the speed and explain a few topics slowly and in depth.
5. The lectures will be more informative with pictures/images/videos/flow charts/AV recordings. Only written matter is less understood and becomes boring.
6. Students recommend use of white boards in addition to power points for teaching. Traditional teaching to be used to explain the concept and power points more useful for notes.
7. Improve relevance of training to work through better facilities, equipment and linking training to real world examples.
8. Students also suggested learner support example - one demonstration class in practical labs did not help in getting thorough with the skill and repeated demonstrations would be helpful.